



NATA LIGHTING CO.,LTD.
www.nata.cn
Email:info@nata.com
Tel:+86-750-3770000 Fax:+86-750-3771111
Address:380JinOu Road,GaoXin Zone,Jiang Men City,Guangdong,China

NT

Client:

LumCAT: 2-2682-L

Luminaire: 92.70.411.00

Report No: 2024330-B010

Ballast type: AC

Test No: 2024330-C010

Voltage(V): 34.100

LampCAT: LUMILEDS LUXEON 1208

Current(A): 0.576

Lamp flux(lm): 2850.0

Power (W): 19.641

Number of Lamps: 1

PF: 0.000

Length(mm): 0

Width(mm): 0

Phm Type: C

Height(mm): 0

Photometric Results

Lumens(lm): 2451.95, Efficiency(%): 86.03% , Luminous Efficacy(lm/W): 124.84

Central intensity(cd): 10722.840, Maximum intensity(cd): 10722.840

Angle of maximum intensity: C=0.0 γ =0.0

Beam Angle(50%Imax): [C0/180]Total=18.4

[C90/270]Total=18.4

Field angle(10%Imax): [C0/180]Total=53.6

[C90/270]Total=53.6

Maximum s/h(1/2): C0_180=0.31 C90_270=0.31

Maximum s/h(1/4): C0_180=0.38 C90_270=0.38

Up flux rate of lamp(%): 0.00%

Down flux rate of lamp(%): 86.03%

Up flux rate of LUM(%): - -

Down flux rate of LUM(%): 100.00%

CIE Type : Direct lighting

Output flux ratio in π solid angle : 98.065%

Equipment: GMS1980
Temperature(°C): 25.0

Date: 2024/3/30
Humidity(%): 60.0%

Operator: NT07
Distance(m): 7.65

| $\gamma(^{\circ})$ | Average I(cd) | Zonal F(lm) | Sum F(lm) | Eff Flux(%) | Eff Sum(%) |
|--------------------|---------------|-------------|-----------|-------------|------------|
| 0.0 | 10722.844 | 0.000 | 0 | 0.00% | 0.00% |
| 1.0 | 10606.457 | 10.206 | 10.206 | 0.36% | 0.42% |
| 2.0 | 10318.014 | 30.033 | 40.238 | 1.05% | 1.64% |
| 3.0 | 9853.565 | 48.244 | 88.482 | 1.69% | 3.61% |
| 4.0 | 9279.679 | 64.045 | 152.527 | 2.25% | 6.22% |
| 5.0 | 8564.022 | 76.763 | 229.29 | 2.69% | 9.35% |
| 6.0 | 7821.444 | 86.110 | 315.4 | 3.02% | 12.86% |
| 7.0 | 6958.603 | 91.739 | 407.139 | 3.22% | 16.60% |
| 8.0 | 6180.766 | 94.036 | 501.175 | 3.30% | 20.44% |
| 9.0 | 5511.415 | 94.759 | 595.934 | 3.32% | 24.30% |
| 10.0 | 4866.058 | 93.912 | 689.847 | 3.30% | 28.13% |
| 11.0 | 4392.465 | 92.512 | 782.358 | 3.25% | 31.91% |
| 12.0 | 3947.182 | 91.164 | 873.522 | 3.20% | 35.63% |
| 13.0 | 3575.564 | 89.276 | 962.799 | 3.13% | 39.27% |
| 14.0 | 3248.716 | 87.350 | 1050.149 | 3.06% | 42.83% |
| 15.0 | 2947.325 | 85.062 | 1135.211 | 2.98% | 46.30% |
| 16.0 | 2696.410 | 82.697 | 1217.907 | 2.90% | 49.67% |
| 17.0 | 2462.685 | 80.341 | 1298.248 | 2.82% | 52.95% |
| 18.0 | 2256.540 | 77.810 | 1376.058 | 2.73% | 56.12% |
| 19.0 | 2061.440 | 75.124 | 1451.182 | 2.64% | 59.18% |
| 20.0 | 1894.505 | 72.405 | 1523.587 | 2.54% | 62.14% |
| 21.0 | 1735.324 | 69.700 | 1593.287 | 2.45% | 64.98% |
| 22.0 | 1580.751 | 66.638 | 1659.925 | 2.34% | 67.70% |
| 23.0 | 1437.020 | 63.321 | 1723.246 | 2.22% | 70.28% |
| 24.0 | 1268.753 | 59.158 | 1782.404 | 2.08% | 72.69% |
| 25.0 | 1206.661 | 56.285 | 1838.689 | 1.97% | 74.99% |
| 26.0 | 1131.657 | 55.196 | 1893.885 | 1.94% | 77.24% |
| 27.0 | 1055.556 | 53.511 | 1947.396 | 1.88% | 79.42% |
| 28.0 | 981.671 | 51.578 | 1998.974 | 1.81% | 81.53% |
| 29.0 | 891.744 | 49.014 | 2047.988 | 1.72% | 83.52% |
| 30.0 | 800.690 | 45.695 | 2093.684 | 1.60% | 85.39% |
| 31.0 | 705.891 | 41.926 | 2135.609 | 1.47% | 87.10% |
| 32.0 | 613.096 | 37.787 | 2173.397 | 1.33% | 88.64% |
| 33.0 | 522.182 | 33.446 | 2206.843 | 1.17% | 90.00% |
| 34.0 | 430.879 | 28.842 | 2235.685 | 1.01% | 91.18% |
| 35.0 | 349.511 | 24.236 | 2259.921 | 0.85% | 92.17% |
| 36.0 | 274.858 | 19.880 | 2279.801 | 0.70% | 92.98% |
| 37.0 | 238.048 | 16.728 | 2296.529 | 0.59% | 93.66% |

| $\gamma(^{\circ})$ | Average I(cd) | Zonal F(lm) | Sum F(lm) | Eff Flux(%) | Eff Sum(%) |
|--------------------|---------------|-------------|-----------|-------------|------------|
| 38.0 | 159.920 | 13.284 | 2309.813 | 0.47% | 94.20% |
| 39.0 | 100.469 | 8.888 | 2318.701 | 0.31% | 94.57% |
| 40.0 | 78.625 | 6.246 | 2324.947 | 0.22% | 94.82% |
| 41.0 | 69.100 | 5.260 | 2330.207 | 0.18% | 95.03% |
| 42.0 | 64.075 | 4.838 | 2335.046 | 0.17% | 95.23% |
| 43.0 | 59.781 | 4.588 | 2339.634 | 0.16% | 95.42% |
| 44.0 | 56.269 | 4.380 | 2344.014 | 0.15% | 95.60% |
| 45.0 | 53.643 | 4.224 | 2348.238 | 0.15% | 95.77% |
| 46.0 | 51.375 | 4.107 | 2352.345 | 0.14% | 95.94% |
| 47.0 | 49.195 | 4.000 | 2356.345 | 0.14% | 96.10% |
| 48.0 | 47.323 | 3.902 | 2360.247 | 0.14% | 96.26% |
| 49.0 | 45.911 | 3.829 | 2364.075 | 0.13% | 96.42% |
| 50.0 | 44.536 | 3.771 | 2367.846 | 0.13% | 96.57% |
| 51.0 | 43.643 | 3.731 | 2371.577 | 0.13% | 96.72% |
| 52.0 | 42.963 | 3.716 | 2375.293 | 0.13% | 96.87% |
| 53.0 | 42.370 | 3.712 | 2379.005 | 0.13% | 97.03% |
| 54.0 | 41.983 | 3.718 | 2382.723 | 0.13% | 97.18% |
| 55.0 | 41.756 | 3.738 | 2386.461 | 0.13% | 97.33% |
| 56.0 | 41.346 | 3.755 | 2390.216 | 0.13% | 97.48% |
| 57.0 | 40.483 | 3.741 | 2393.958 | 0.13% | 97.63% |
| 58.0 | 39.013 | 3.676 | 2397.634 | 0.13% | 97.78% |
| 59.0 | 36.694 | 3.539 | 2401.173 | 0.12% | 97.93% |
| 60.0 | 33.592 | 3.321 | 2404.494 | 0.12% | 98.06% |
| 61.0 | 30.739 | 3.070 | 2407.564 | 0.11% | 98.19% |
| 62.0 | 27.842 | 2.823 | 2410.387 | 0.10% | 98.30% |
| 63.0 | 24.894 | 2.565 | 2412.951 | 0.09% | 98.41% |
| 64.0 | 21.756 | 2.289 | 2415.24 | 0.08% | 98.50% |
| 65.0 | 19.400 | 2.037 | 2417.277 | 0.07% | 98.59% |
| 66.0 | 17.674 | 1.850 | 2419.127 | 0.06% | 98.66% |
| 67.0 | 16.606 | 1.724 | 2420.851 | 0.06% | 98.73% |
| 68.0 | 15.896 | 1.646 | 2422.497 | 0.06% | 98.80% |
| 69.0 | 15.369 | 1.595 | 2424.092 | 0.06% | 98.86% |
| 70.0 | 14.931 | 1.556 | 2425.648 | 0.05% | 98.93% |
| 71.0 | 14.565 | 1.524 | 2427.173 | 0.05% | 98.99% |
| 72.0 | 14.272 | 1.499 | 2428.672 | 0.05% | 99.05% |
| 73.0 | 13.980 | 1.477 | 2430.15 | 0.05% | 99.11% |
| 74.0 | 13.702 | 1.455 | 2431.605 | 0.05% | 99.17% |
| 75.0 | 13.497 | 1.437 | 2433.042 | 0.05% | 99.23% |

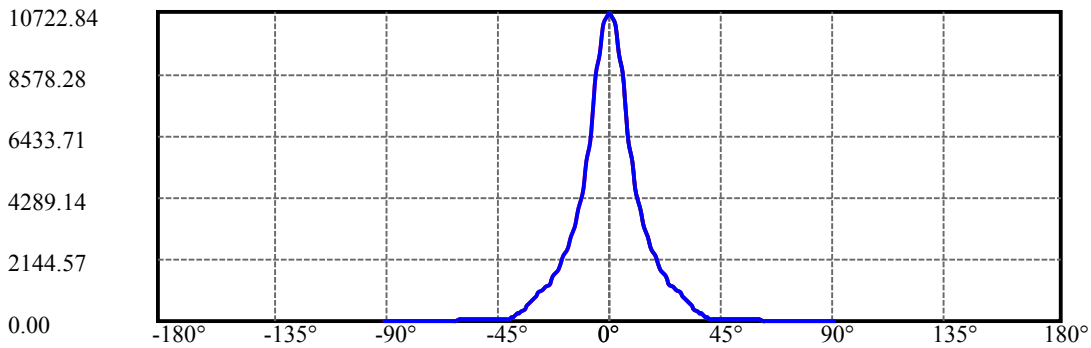
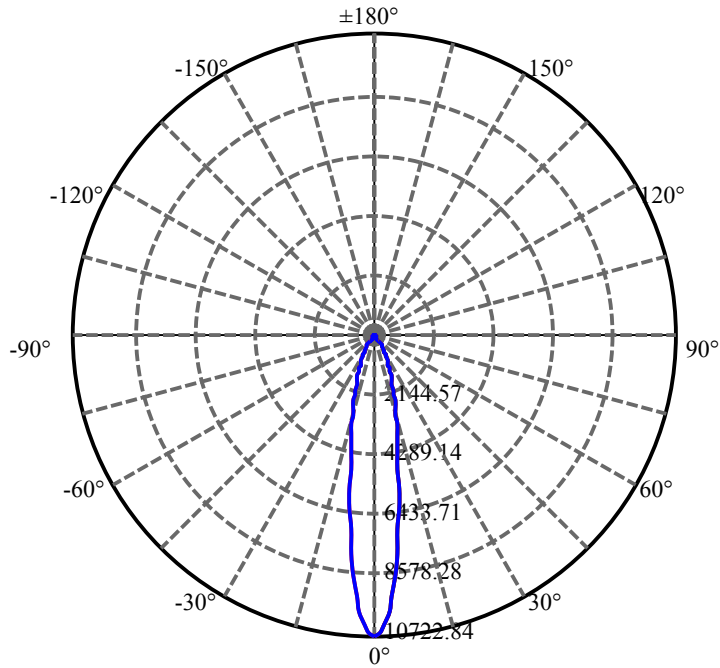
| $\gamma(^{\circ})$ | Average I(cd) | Zonal F(lm) | Sum F(lm) | Eff Flux(%) | Eff Sum(%) |
|--------------------|---------------|-------------|-----------|-------------|------------|
| 76.0 | 13.241 | 1.419 | 2434.461 | 0.05% | 99.29% |
| 77.0 | 13.036 | 1.401 | 2435.862 | 0.05% | 99.34% |
| 78.0 | 12.787 | 1.382 | 2437.244 | 0.05% | 99.40% |
| 79.0 | 12.531 | 1.360 | 2438.605 | 0.05% | 99.46% |
| 80.0 | 12.239 | 1.335 | 2439.94 | 0.05% | 99.51% |
| 81.0 | 11.946 | 1.308 | 2441.248 | 0.05% | 99.56% |
| 82.0 | 11.668 | 1.281 | 2442.529 | 0.04% | 99.62% |
| 83.0 | 11.383 | 1.253 | 2443.782 | 0.04% | 99.67% |
| 84.0 | 11.141 | 1.227 | 2445.009 | 0.04% | 99.72% |
| 85.0 | 10.900 | 1.203 | 2446.212 | 0.04% | 99.77% |
| 86.0 | 10.695 | 1.180 | 2447.392 | 0.04% | 99.81% |
| 87.0 | 10.519 | 1.161 | 2448.553 | 0.04% | 99.86% |
| 88.0 | 10.366 | 1.144 | 2449.697 | 0.04% | 99.91% |
| 89.0 | 10.241 | 1.130 | 2450.827 | 0.04% | 99.95% |
| 90.0 | 10.212 | 1.121 | 2451.948 | 0.04% | 100.00% |

ZONAL LUMEN SUMMARY

| Zone | Lumens | %Lamp | %Fixt |
|---------|---------|--------|---------|
| 0-30 | 2093.68 | 73.46% | 85.39% |
| 0-40 | 2324.95 | 81.58% | 94.82% |
| 0-60 | 2404.49 | 84.37% | 98.06% |
| 0-90 | 2450.83 | 85.99% | 99.95% |
| 0-120 | 2450.83 | 85.99% | 99.95% |
| 0-180 | 2451.95 | 86.03% | 100.00% |
| 60-90 | 46.33 | 1.63% | 1.89% |
| 90-120 | 0.00 | 0.00% | 0.00% |
| 90-130 | 0.00 | 0.00% | 0.00% |
| 90-150 | 0.00 | 0.00% | 0.00% |
| 90-180 | 0.00 | 0.00% | 0.00% |
| 0-27.27 | 1961.56 | 68.83% | 80.00% |

ZONAL LUMEN SUMMARY

| | |
|---------|--------|
| 0-10 | 689.85 |
| 10-20 | 833.74 |
| 20-30 | 570.10 |
| 30-40 | 231.26 |
| 40-50 | 42.90 |
| 50-60 | 36.65 |
| 60-70 | 21.15 |
| 70-80 | 14.29 |
| 80-90 | 10.89 |
| 90-100 | 0.00 |
| 100-110 | 0.00 |
| 110-120 | 0.00 |
| 120-130 | 0.00 |
| 130-140 | 0.00 |
| 140-150 | 0.00 |
| 150-160 | 0.00 |
| 160-170 | 0.00 |
| 170-180 | 0.00 |



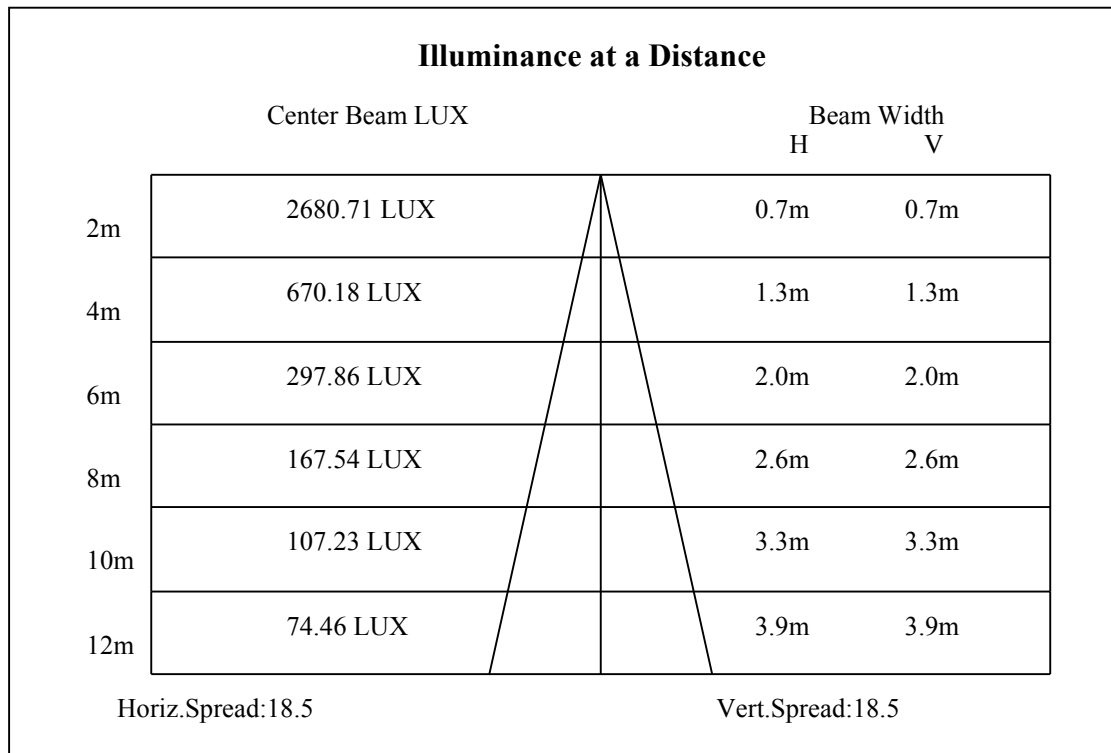
C0(Max): —————

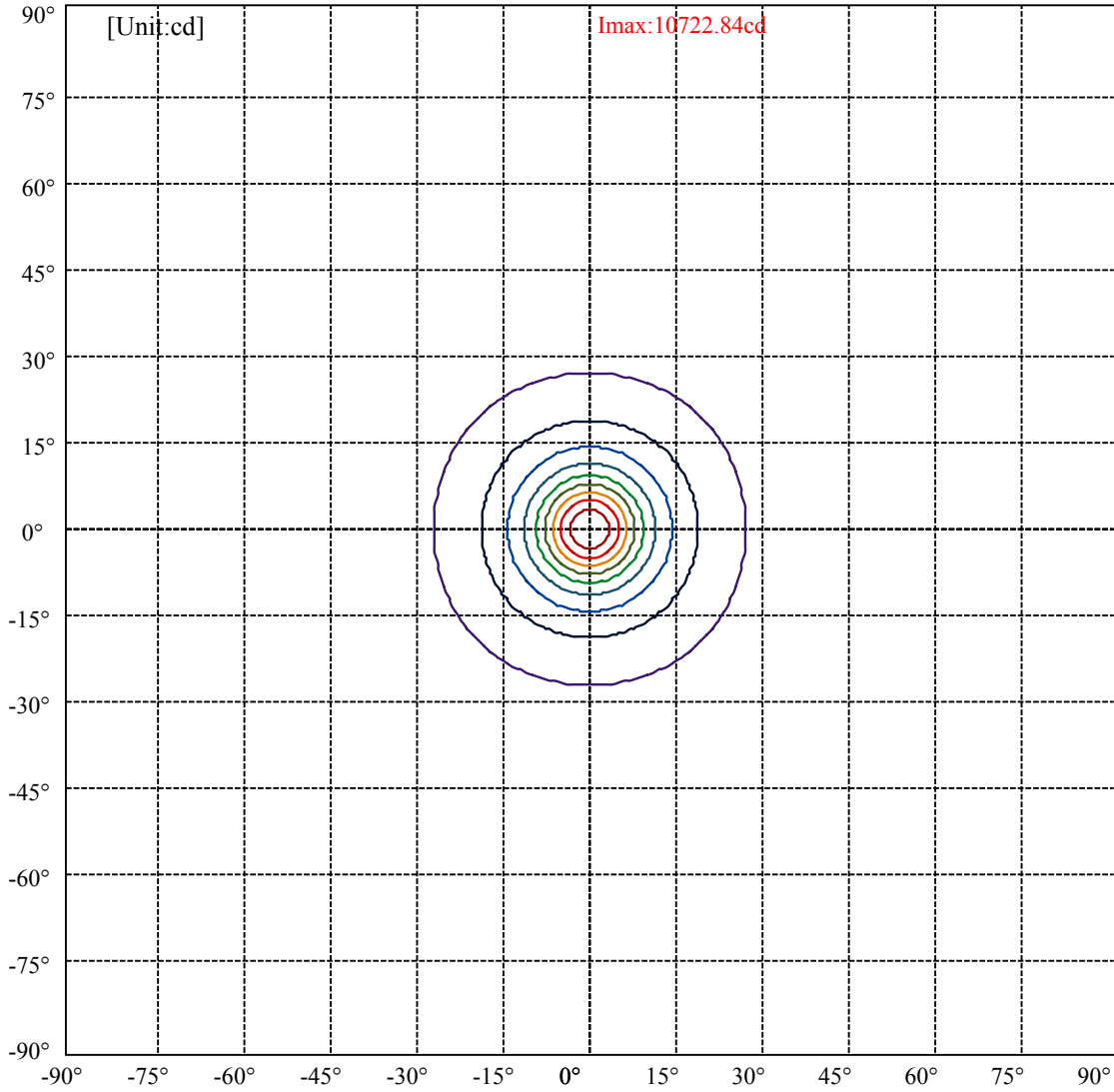
C0/C180: —————

C90/C270: —————

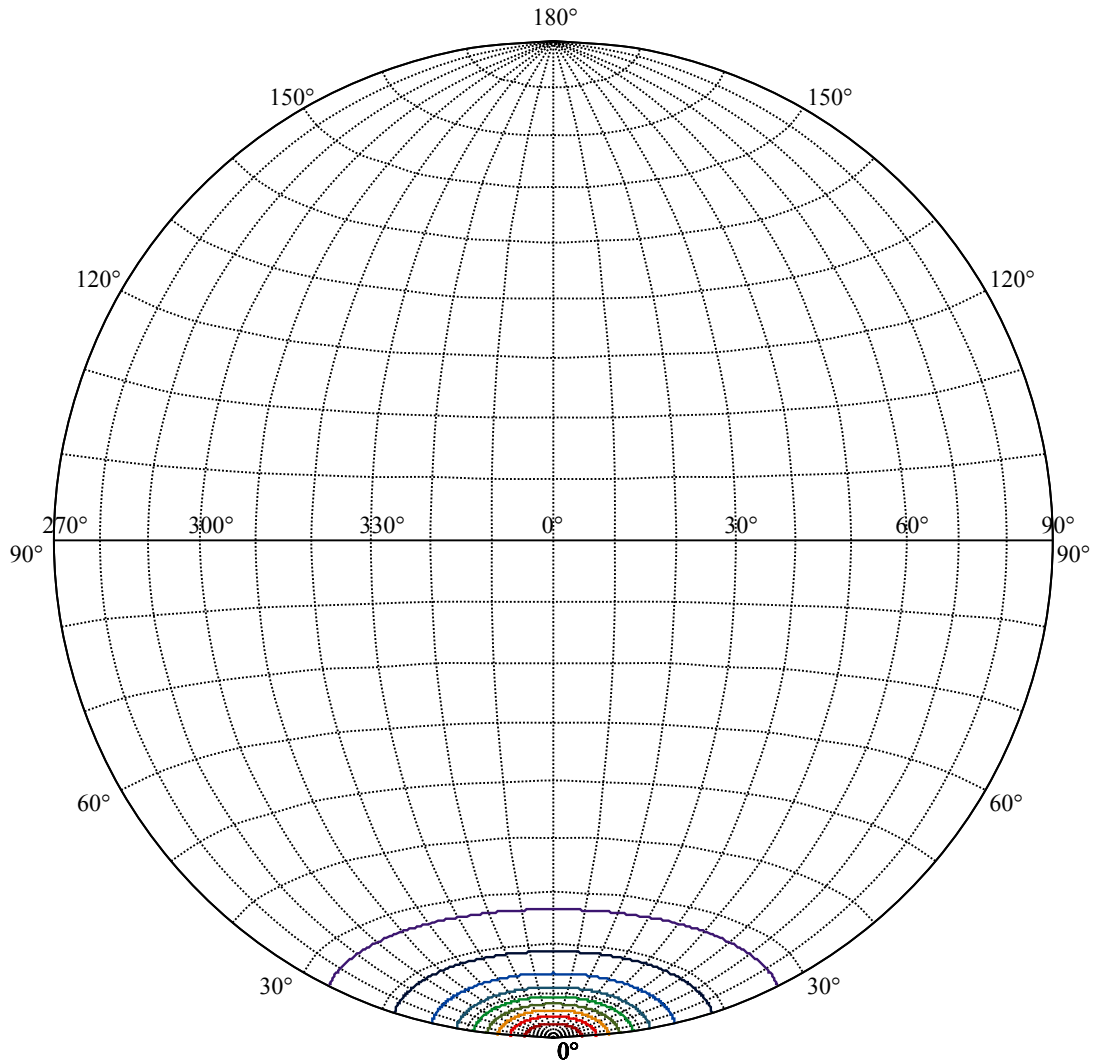
Field angle(10%Imax):C0/180Left:26.8 Right:26.8
:C90/270Left:26.8 Right:26.8

Beam Angle(50%Imax):C0/180Left:9.2 Right:9.2
:C90/270Left:9.2 Right:9.2





| | |
|-------------------|---|
| (10%Imax) 1072.28 | — |
| (20%Imax) 2144.57 | — |
| (30%Imax) 3216.85 | — |
| (40%Imax) 4289.14 | — |
| (50%Imax) 5361.42 | — |
| (60%Imax) 6433.71 | — |
| (70%Imax) 7505.99 | — |
| (80%Imax) 8578.28 | — |
| (90%Imax) 9650.56 | — |



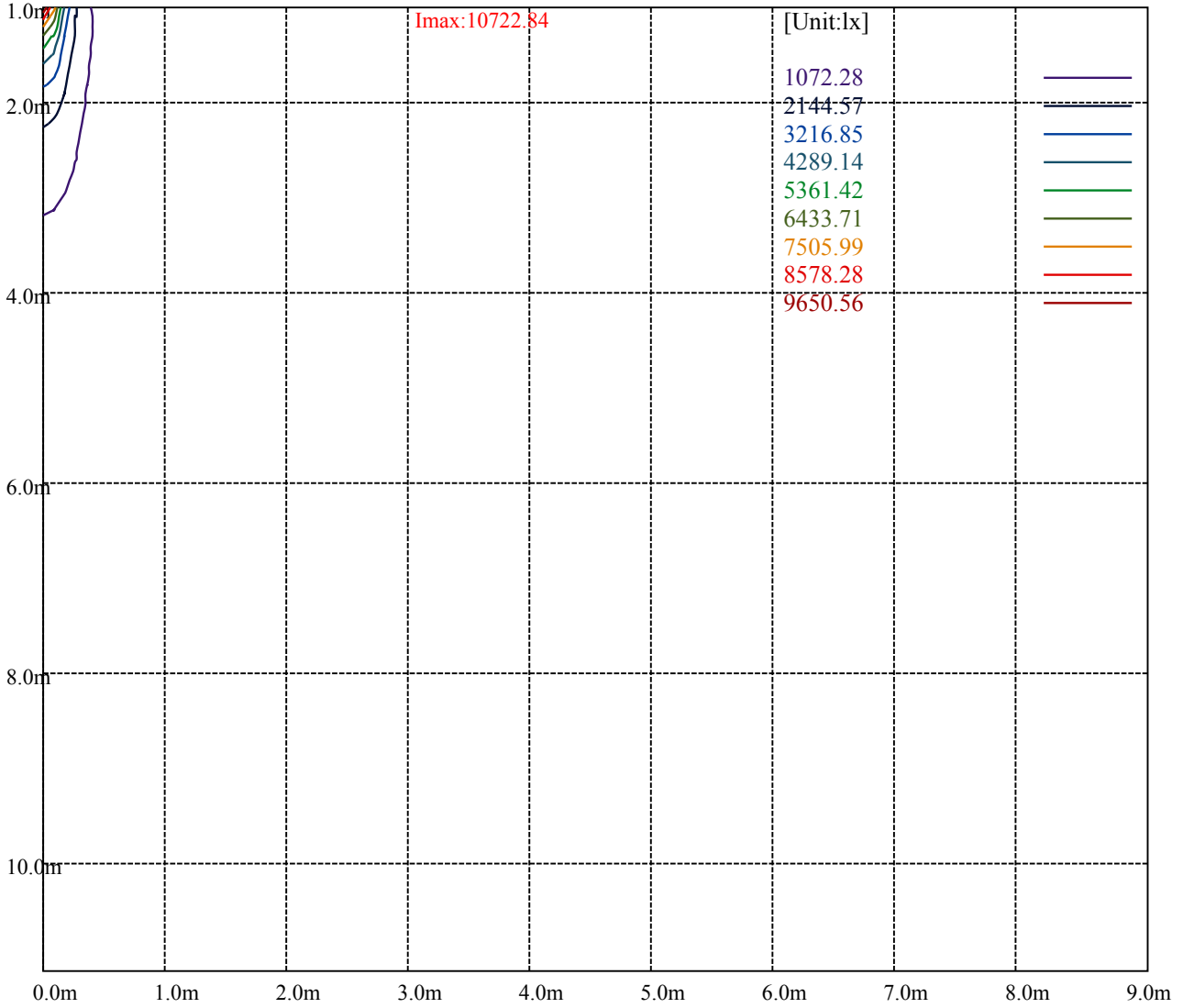
House

[Unit:cd]

Road

Imax:10722.84

| | |
|-------------------|---|
| (10%Imax) 1072.28 | — |
| (20%Imax) 2144.57 | — |
| (30%Imax) 3216.85 | — |
| (40%Imax) 4289.14 | — |
| (50%Imax) 5361.42 | — |
| (60%Imax) 6433.71 | — |
| (70%Imax) 7505.99 | — |
| (80%Imax) 8578.28 | — |
| (90%Imax) 9650.56 | — |



Luminance Table

| γ | 45 | 50 | 55 | 60 | 65 | 70 | 75 | 80 | 85 |
|----------|----|----|----|----|----|----|----|----|----|
| C0 | 0 | 0 | 0 | 0 | 0 | 0 | 0 | 0 | 0 |
| C45 | 0 | 0 | 0 | 0 | 0 | 0 | 0 | 0 | 0 |
| C90 | 0 | 0 | 0 | 0 | 0 | 0 | 0 | 0 | 0 |

| L(Hor)(65) | L(Ver)(65) | L45(65) | L(Hor)(75) | L(Ver)(75) | L45(75) | L(Hor)(85) | L(Ver)(85) | L45(85) |
|------------|------------|---------|------------|------------|---------|------------|------------|---------|
| 0 | 0 | 0 | 0 | 0 | 0 | 0 | 0 | 0 |

Glare Table

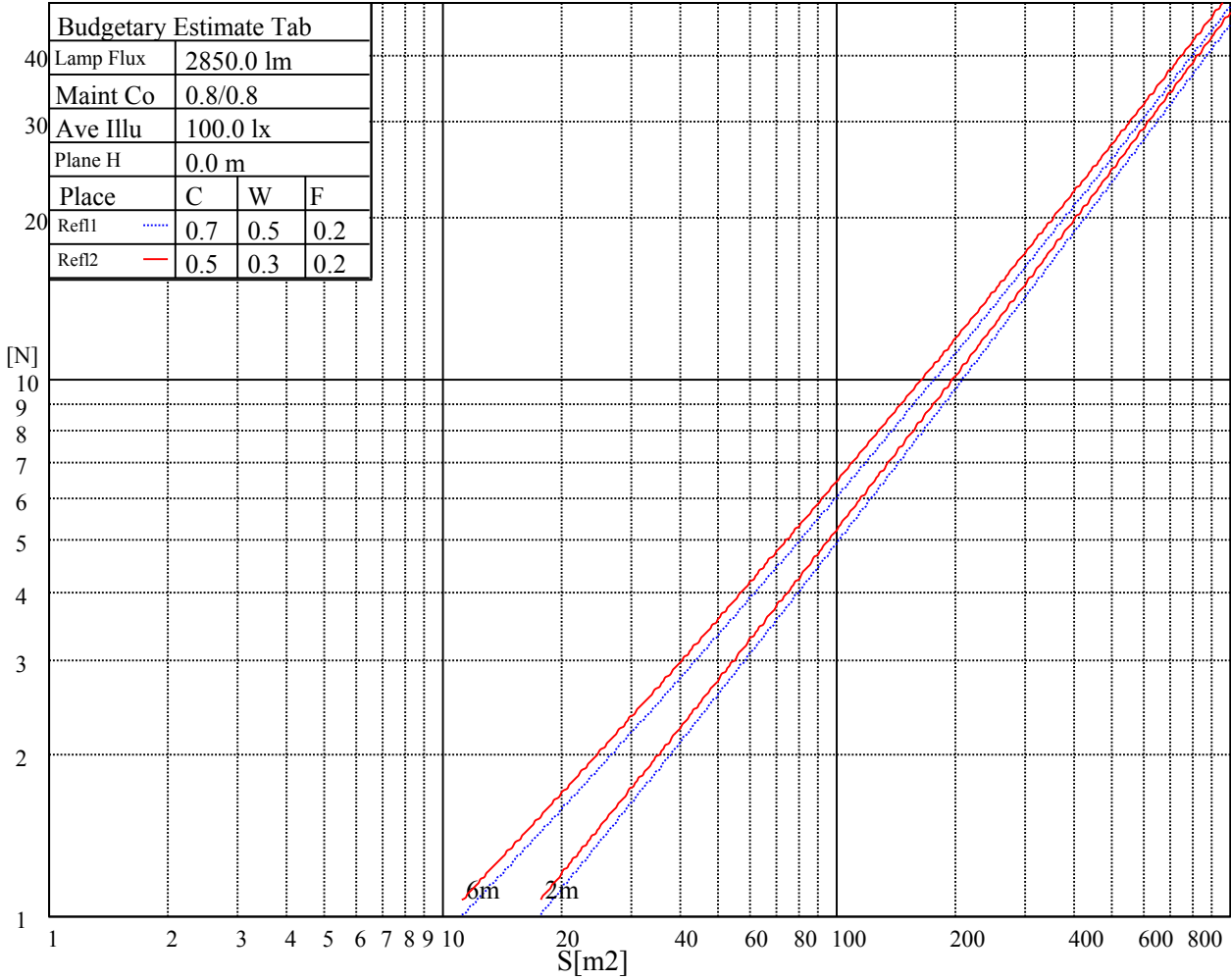
| Glare | Quality | Service Values Illuminance(lx) | | | | | | | |
|-------|---------|--------------------------------|------|------|-------|-------|-------|-------|-------|
| 1.15 | A | 2000 | 1000 | 500 | <=300 | | | | |
| 1.5 | B | | 2000 | 1000 | 500 | <=300 | | | |
| 1.85 | C | | | 2000 | 1000 | 500 | <=300 | | |
| 2.2 | D | | | | 2000 | 1000 | 500 | <=300 | |
| 2.55 | E | | | | | 2000 | 1000 | 500 | <=300 |
| | | a | b | c | d | e | f | g | h |

Luminance Limiting Curve

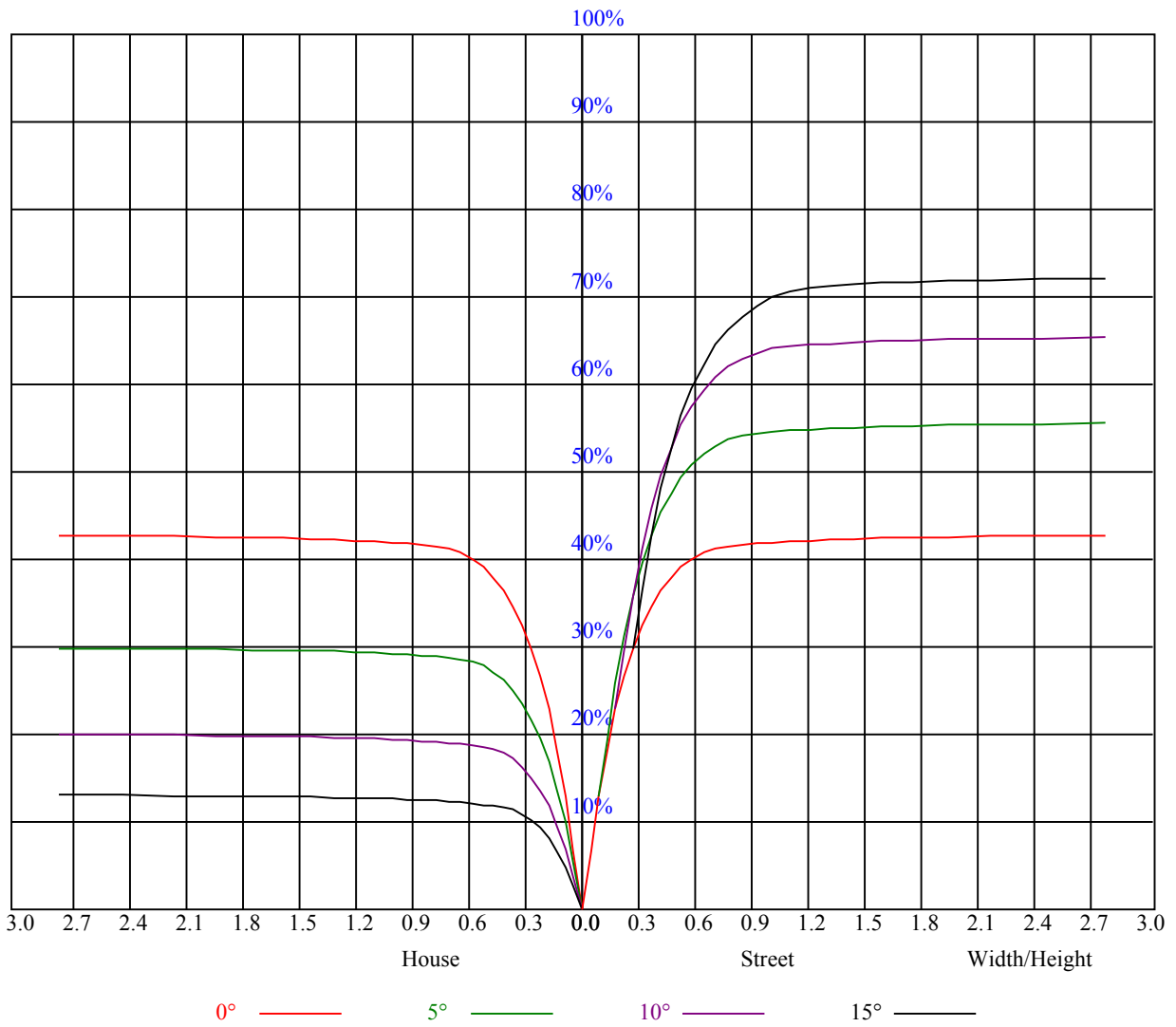


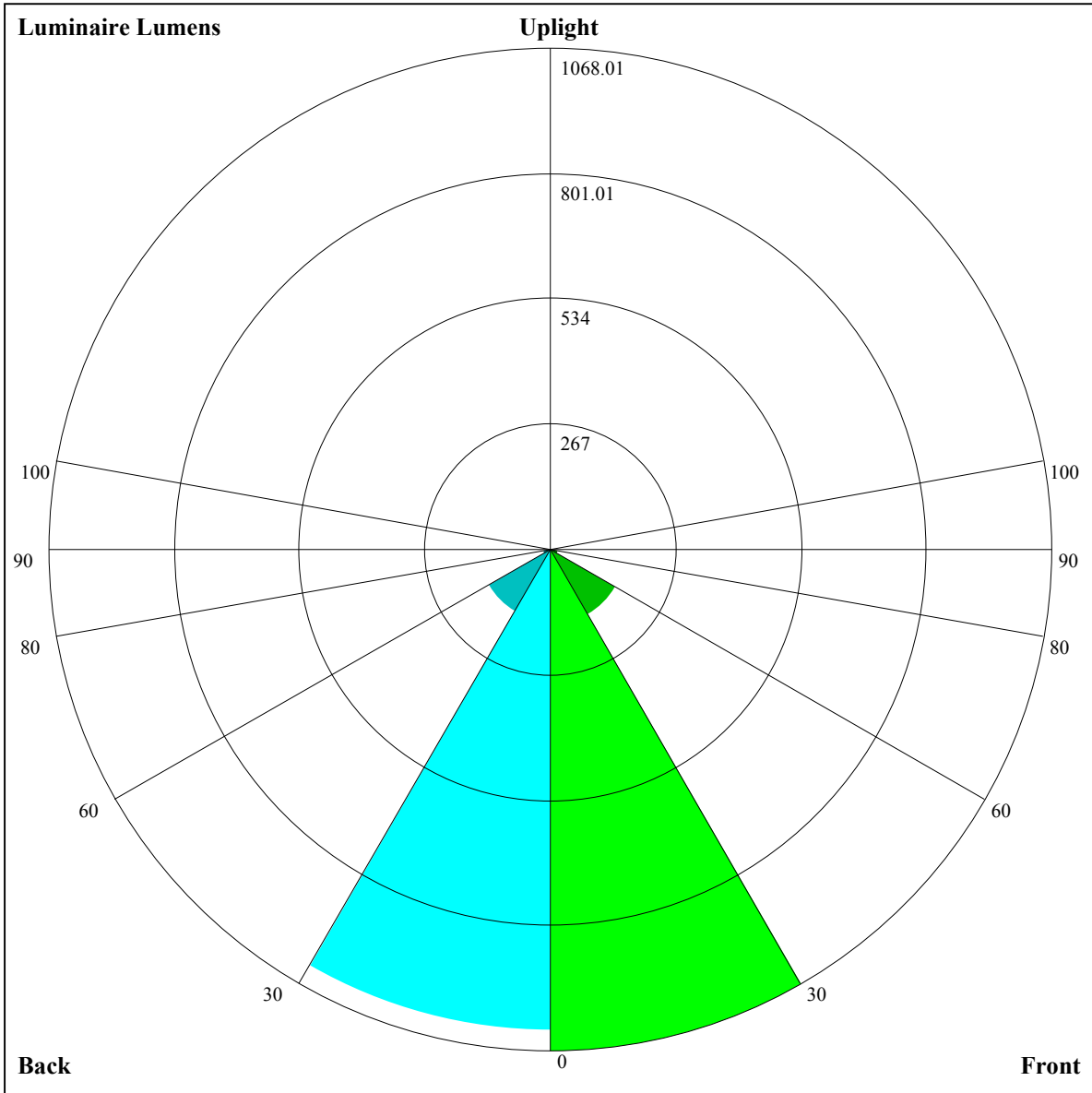
| Illumination assessment according UGR | | | | | | | | | | | |
|---|-----|------------------|-----|-----|-----|-----|----------------|-----|-----|-----|--|
| Rf of Ceiling | 70 | 70 | 50 | 50 | 30 | 70 | 70 | 50 | 50 | 30 | |
| Rf of Wall | 50 | 30 | 50 | 30 | 30 | 50 | 30 | 50 | 30 | 30 | |
| Rf of Floor | 20 | 20 | 20 | 20 | 20 | 20 | 20 | 20 | 20 | 20 | |
| Room dimensions | | Viewed crosswise | | | | | Viewed endwise | | | | |
| X | Y | | | | | | | | | | |
| 2H | 2H | 非数字 | 非数字 | 非数字 | 非数字 | 非数字 | 非数字 | 非数字 | 非数字 | 非数字 | |
| | 3H | 非数字 | 非数字 | 非数字 | 非数字 | 非数字 | 非数字 | 非数字 | 非数字 | 非数字 | |
| | 4H | 非数字 | 非数字 | 非数字 | 非数字 | 非数字 | 非数字 | 非数字 | 非数字 | 非数字 | |
| | 6H | 非数字 | 非数字 | 非数字 | 非数字 | 非数字 | 非数字 | 非数字 | 非数字 | 非数字 | |
| | 8H | 非数字 | 非数字 | 非数字 | 非数字 | 非数字 | 非数字 | 非数字 | 非数字 | 非数字 | |
| | 12H | 非数字 | 非数字 | 非数字 | 非数字 | 非数字 | 非数字 | 非数字 | 非数字 | 非数字 | |
| 4H | 2H | 非数字 | 非数字 | 非数字 | 非数字 | 非数字 | 非数字 | 非数字 | 非数字 | 非数字 | |
| | 3H | 非数字 | 非数字 | 非数字 | 非数字 | 非数字 | 非数字 | 非数字 | 非数字 | 非数字 | |
| | 4H | 非数字 | 非数字 | 非数字 | 非数字 | 非数字 | 非数字 | 非数字 | 非数字 | 非数字 | |
| | 6H | 非数字 | 非数字 | 非数字 | 非数字 | 非数字 | 非数字 | 非数字 | 非数字 | 非数字 | |
| | 8H | 非数字 | 非数字 | 非数字 | 非数字 | 非数字 | 非数字 | 非数字 | 非数字 | 非数字 | |
| 8H | 12H | 非数字 | 非数字 | 非数字 | 非数字 | 非数字 | 非数字 | 非数字 | 非数字 | 非数字 | |
| | 4H | 非数字 | 非数字 | 非数字 | 非数字 | 非数字 | 非数字 | 非数字 | 非数字 | 非数字 | |
| | 6H | 非数字 | 非数字 | 非数字 | 非数字 | 非数字 | 非数字 | 非数字 | 非数字 | 非数字 | |
| | 8H | 非数字 | 非数字 | 非数字 | 非数字 | 非数字 | 非数字 | 非数字 | 非数字 | 非数字 | |
| 12H | 12H | 非数字 | 非数字 | 非数字 | 非数字 | 非数字 | 非数字 | 非数字 | 非数字 | 非数字 | |
| | 4H | 非数字 | 非数字 | 非数字 | 非数字 | 非数字 | 非数字 | 非数字 | 非数字 | 非数字 | |
| | 6H | 非数字 | 非数字 | 非数字 | 非数字 | 非数字 | 非数字 | 非数字 | 非数字 | 非数字 | |
| | 8H | 非数字 | 非数字 | 非数字 | 非数字 | 非数字 | 非数字 | 非数字 | 非数字 | 非数字 | |
| Variation with the observer position at spacings: | | | | | | | | | | | |
| S = 1.0H | | 非数字/非数字 | | | | | 非数字/非数字 | | | | |
| S = 1.5H | | 非数字/非数字 | | | | | 非数字/非数字 | | | | |
| S = 2.0H | | 非数字/非数字 | | | | | 非数字/非数字 | | | | |
| Standard tables: | | BK0 | | | | | BK0 | | | | |
| Uncorrected UGR | | 负无穷大 | | | | | 负无穷大 | | | | |

UGR calculation is based on CIE Publ. 117 ,S/H = 0.25



| RHOCC | 80 | | | 70 | | | 50 | | | 30 | | | 10 | | | 0 |
|-------|--|------|------|------|------|------|------|------|------|------|------|------|------|------|------|------|
| RHOW | 50 | 30 | 10 | 50 | 30 | 10 | 50 | 30 | 10 | 50 | 30 | 10 | 50 | 30 | 10 | 0 |
| RCR | COEFFICIENTS OF UTILIZATION RHOF=20 CU | | | | | | | | | | | | | | | |
| 0 | 1.02 | 1.02 | 1.02 | 1.00 | 1.00 | 1.00 | 0.96 | 0.96 | 0.96 | 0.92 | 0.92 | 0.92 | 0.88 | 0.88 | 0.88 | 0.86 |
| 1 | 0.96 | 0.94 | 0.92 | 0.94 | 0.92 | 0.91 | 0.91 | 0.89 | 0.88 | 0.88 | 0.86 | 0.85 | 0.85 | 0.84 | 0.83 | 0.82 |
| 2 | 0.91 | 0.87 | 0.85 | 0.89 | 0.86 | 0.84 | 0.86 | 0.84 | 0.82 | 0.84 | 0.82 | 0.80 | 0.81 | 0.80 | 0.79 | 0.77 |
| 3 | 0.86 | 0.82 | 0.79 | 0.85 | 0.81 | 0.79 | 0.82 | 0.80 | 0.77 | 0.80 | 0.78 | 0.76 | 0.78 | 0.77 | 0.75 | 0.74 |
| 4 | 0.82 | 0.78 | 0.74 | 0.81 | 0.77 | 0.74 | 0.79 | 0.76 | 0.73 | 0.77 | 0.74 | 0.72 | 0.76 | 0.73 | 0.72 | 0.70 |
| 5 | 0.78 | 0.74 | 0.70 | 0.77 | 0.73 | 0.70 | 0.76 | 0.72 | 0.70 | 0.74 | 0.71 | 0.69 | 0.73 | 0.70 | 0.68 | 0.67 |
| 6 | 0.74 | 0.70 | 0.67 | 0.74 | 0.70 | 0.67 | 0.73 | 0.69 | 0.66 | 0.71 | 0.68 | 0.66 | 0.70 | 0.68 | 0.66 | 0.65 |
| 7 | 0.71 | 0.67 | 0.64 | 0.71 | 0.67 | 0.64 | 0.70 | 0.66 | 0.64 | 0.69 | 0.66 | 0.63 | 0.68 | 0.65 | 0.63 | 0.62 |
| 8 | 0.69 | 0.64 | 0.61 | 0.68 | 0.64 | 0.61 | 0.67 | 0.64 | 0.61 | 0.66 | 0.63 | 0.61 | 0.66 | 0.63 | 0.61 | 0.60 |
| 9 | 0.66 | 0.62 | 0.59 | 0.66 | 0.62 | 0.59 | 0.65 | 0.61 | 0.59 | 0.64 | 0.61 | 0.59 | 0.64 | 0.61 | 0.58 | 0.58 |
| 10 | 0.64 | 0.60 | 0.57 | 0.63 | 0.59 | 0.57 | 0.63 | 0.59 | 0.57 | 0.62 | 0.59 | 0.57 | 0.62 | 0.59 | 0.56 | 0.56 |





Luminaire Lumens:

FL=1068.01,FM=161.59,FH=18.23,FVH=6.04

BL=1024.02,BM=152.24,BH=17.38,BVH=5.99

UL=0,UH=0

BUG Rating:B3-U0-G0

Intensity data(cd)

| | | | | | | | | | |
|--------|----------|----------|----------|----------|----------|---------|---------|---------|---------|
| C/γ(°) | 0.0 | 1.0 | 2.0 | 3.0 | 4.0 | 5.0 | 6.0 | 7.0 | 8.0 |
| 0.0 | 10782.83 | 10692.70 | 10434.62 | 10024.38 | 9507.04 | 8744.49 | 8066.21 | 7110.54 | 6355.02 |
| 45.0 | 10612.53 | 10768.78 | 10762.35 | 10490.22 | 10074.71 | 9417.50 | 8805.94 | 8094.89 | 7124.00 |
| 90.0 | 10752.98 | 10606.68 | 10277.19 | 9678.51 | 9100.89 | 8422.03 | 7476.89 | 6702.06 | 5982.81 |
| 135.0 | 10743.03 | 10723.14 | 10517.72 | 10017.94 | 9502.36 | 8888.46 | 8164.53 | 7203.01 | 6452.16 |
| 180.0 | 10782.83 | 10642.38 | 10315.82 | 9849.40 | 9136.59 | 8483.48 | 7732.05 | 6924.44 | 6015.59 |
| 225.0 | 10612.53 | 10159.56 | 9667.39 | 9090.94 | 8441.93 | 7483.33 | 6683.91 | 5947.11 | 5319.17 |
| 270.0 | 10752.98 | 10681.00 | 10421.75 | 10013.84 | 9364.24 | 8764.39 | 8075.58 | 7095.91 | 6332.78 |
| 315.0 | 10743.03 | 10577.42 | 10147.27 | 9663.29 | 9109.67 | 8308.50 | 7566.43 | 6590.86 | 5864.60 |
| 360.0 | 10782.83 | 10692.70 | 10434.62 | 10024.38 | 9507.04 | 8744.49 | 8066.21 | 7110.54 | 6355.02 |
| C/γ(°) | 9.0 | 10.0 | 11.0 | 12.0 | 13.0 | 14.0 | 15.0 | 16.0 | 17.0 |
| 0.0 | 5655.09 | 4938.19 | 4456.55 | 4055.67 | 3685.81 | 3287.27 | 3015.14 | 2766.42 | 2537.59 |
| 45.0 | 6360.28 | 5666.79 | 5077.47 | 4461.23 | 4047.47 | 3679.37 | 3349.89 | 2994.07 | 2744.76 |
| 90.0 | 5348.43 | 4676.01 | 4218.95 | 3822.16 | 3483.90 | 3119.89 | 2868.25 | 2630.06 | 2370.80 |
| 135.0 | 5778.57 | 5048.79 | 4549.60 | 4123.55 | 3664.15 | 3350.47 | 3006.94 | 2762.32 | 2534.67 |
| 180.0 | 5389.40 | 4697.66 | 4242.35 | 3756.62 | 3428.31 | 3140.96 | 2882.29 | 2646.45 | 2397.14 |
| 225.0 | 4644.99 | 4207.83 | 3819.24 | 3482.15 | 3123.40 | 2869.42 | 2589.68 | 2389.53 | 2205.19 |
| 270.0 | 5656.84 | 5075.13 | 4571.84 | 4048.06 | 3682.29 | 3355.15 | 3004.02 | 2756.47 | 2494.87 |
| 315.0 | 5257.72 | 4618.07 | 4203.73 | 3828.02 | 3489.17 | 3187.19 | 2862.39 | 2625.96 | 2416.45 |
| 360.0 | 5655.09 | 4938.19 | 4456.55 | 4055.67 | 3685.81 | 3287.27 | 3015.14 | 2766.42 | 2537.59 |
| C/γ(°) | 18.0 | 19.0 | 20.0 | 21.0 | 22.0 | 23.0 | 24.0 | 25.0 | 26.0 |
| 0.0 | 2293.56 | 2115.06 | 1950.03 | 1796.70 | 1619.38 | 1487.12 | 1165.36 | 1165.36 | 1144.93 |
| 45.0 | 2523.55 | 2277.17 | 2101.60 | 1944.18 | 1759.83 | 1622.89 | 1494.72 | 1347.25 | 1237.81 |
| 90.0 | 2186.46 | 2012.06 | 1816.60 | 1672.63 | 1508.18 | 1387.63 | 1164.13 | 1164.13 | 1109.53 |
| 135.0 | 2334.52 | 2106.87 | 1940.08 | 1788.51 | 1643.37 | 1515.21 | 1368.90 | 1259.46 | 1150.03 |
| 180.0 | 2202.85 | 2026.69 | 1866.93 | 1694.28 | 1557.93 | 1428.01 | 1298.67 | 1205.62 | 1109.65 |
| 225.0 | 1989.82 | 1837.08 | 1691.36 | 1556.76 | 1404.60 | 1158.92 | 1158.92 | 1123.92 | 1043.16 |
| 270.0 | 2298.24 | 2110.97 | 1942.42 | 1763.34 | 1619.38 | 1481.26 | 1340.22 | 1228.45 | 1152.37 |
| 315.0 | 2223.33 | 2005.62 | 1847.03 | 1666.19 | 1533.35 | 1415.13 | 1159.10 | 1159.10 | 1105.78 |
| 360.0 | 2293.56 | 2115.06 | 1950.03 | 1796.70 | 1619.38 | 1487.12 | 1165.36 | 1165.36 | 1144.93 |
| C/γ(°) | 27.0 | 28.0 | 29.0 | 30.0 | 31.0 | 32.0 | 33.0 | 34.0 | 35.0 |
| 0.0 | 1057.03 | 988.80 | 907.33 | 798.13 | 707.65 | 622.21 | 537.35 | 428.62 | 349.09 |
| 45.0 | 1150.03 | 1075.70 | 989.09 | 914.18 | 828.74 | 739.78 | 631.52 | 547.83 | 465.90 |
| 90.0 | 1030.41 | 961.88 | 884.33 | 778.52 | 690.33 | 604.01 | 517.46 | 410.42 | 330.71 |
| 135.0 | 1077.46 | 1013.08 | 920.03 | 836.35 | 750.90 | 645.56 | 563.04 | 478.19 | 396.26 |
| 180.0 | 1048.20 | 980.90 | 876.14 | 781.92 | 690.62 | 605.77 | 493.99 | 412.64 | 333.64 |
| 225.0 | 972.82 | 889.78 | 778.52 | 690.33 | 580.72 | 492.88 | 409.60 | 332.82 | 243.98 |
| 270.0 | 1085.65 | 996.70 | 918.28 | 834.59 | 717.54 | 624.49 | 540.22 | 434.88 | 352.36 |
| 315.0 | 1022.86 | 946.54 | 860.22 | 771.50 | 680.62 | 570.07 | 484.27 | 401.64 | 324.16 |
| 360.0 | 1057.03 | 988.80 | 907.33 | 798.13 | 707.65 | 622.21 | 537.35 | 428.62 | 349.09 |
| C/γ(°) | 36.0 | 37.0 | 38.0 | 39.0 | 40.0 | 41.0 | 42.0 | 43.0 | 44.0 |
| 0.0 | 278.98 | 216.53 | 146.36 | 104.46 | 77.31 | 69.99 | 65.14 | 60.51 | 57.59 |
| 45.0 | 364.65 | 307.89 | 307.89 | 148.06 | 107.10 | 82.87 | 70.70 | 65.49 | 61.45 |
| 90.0 | 242.11 | 178.96 | 129.22 | 87.20 | 74.03 | 69.70 | 65.66 | 60.75 | 56.83 |
| 135.0 | 302.62 | 302.62 | 217.70 | 115.64 | 82.40 | 68.41 | 64.96 | 61.10 | 55.95 |
| 180.0 | 295.60 | 295.60 | 129.92 | 92.23 | 72.92 | 65.25 | 61.45 | 57.12 | 53.72 |
| 225.0 | 179.96 | 127.87 | 89.42 | 69.12 | 64.67 | 61.57 | 58.70 | 53.78 | 51.79 |
| 270.0 | 295.60 | 295.60 | 138.99 | 98.67 | 76.02 | 67.07 | 62.38 | 59.11 | 56.06 |
| 315.0 | 239.36 | 179.31 | 119.85 | 88.37 | 74.56 | 67.94 | 63.61 | 60.40 | 56.77 |
| 360.0 | 278.98 | 216.53 | 146.36 | 104.46 | 77.31 | 69.99 | 65.14 | 60.51 | 57.59 |

Intensity data(cd)

| | | | | | | | | | |
|--------|-------|-------|-------|-------|-------|-------|-------|-------|-------|
| C/γ(°) | 45.0 | 46.0 | 47.0 | 48.0 | 49.0 | 50.0 | 51.0 | 52.0 | 53.0 |
| 0.0 | 55.36 | 53.02 | 50.15 | 48.16 | 46.76 | 45.53 | 44.30 | 43.42 | 42.72 |
| 45.0 | 57.00 | 53.90 | 51.50 | 49.57 | 47.23 | 45.53 | 44.07 | 42.60 | 42.49 |
| 90.0 | 54.78 | 52.49 | 49.51 | 47.99 | 46.99 | 45.30 | 44.48 | 43.66 | 43.07 |
| 135.0 | 53.37 | 51.15 | 49.33 | 47.64 | 46.23 | 44.89 | 43.72 | 43.66 | 43.13 |
| 180.0 | 51.62 | 49.10 | 47.11 | 45.59 | 44.54 | 42.72 | 42.08 | 41.61 | 40.97 |
| 225.0 | 49.69 | 47.99 | 46.41 | 45.12 | 43.66 | 42.96 | 42.78 | 42.08 | 41.55 |
| 270.0 | 53.26 | 51.38 | 49.45 | 46.76 | 45.71 | 44.54 | 43.60 | 43.01 | 42.25 |
| 315.0 | 54.07 | 51.97 | 50.10 | 47.75 | 46.17 | 44.83 | 44.13 | 43.66 | 42.78 |
| 360.0 | 55.36 | 53.02 | 50.15 | 48.16 | 46.76 | 45.53 | 44.30 | 43.42 | 42.72 |
| C/γ(°) | 54.0 | 55.0 | 56.0 | 57.0 | 58.0 | 59.0 | 60.0 | 61.0 | 62.0 |
| 0.0 | 42.25 | 42.08 | 41.96 | 40.91 | 39.74 | 38.10 | 34.70 | 31.66 | 29.44 |
| 45.0 | 41.96 | 41.26 | 40.97 | 41.02 | 40.38 | 38.98 | 37.16 | 34.47 | 31.02 |
| 90.0 | 42.90 | 42.96 | 42.19 | 41.38 | 39.62 | 37.22 | 33.59 | 30.90 | 28.32 |
| 135.0 | 42.37 | 42.08 | 42.14 | 41.73 | 40.38 | 38.33 | 34.65 | 31.54 | 28.56 |
| 180.0 | 40.15 | 40.03 | 39.44 | 38.22 | 36.69 | 34.12 | 30.61 | 28.09 | 25.69 |
| 225.0 | 41.43 | 40.91 | 40.20 | 38.62 | 36.28 | 32.30 | 29.73 | 27.68 | 23.41 |
| 270.0 | 42.14 | 42.25 | 41.96 | 41.02 | 39.56 | 37.63 | 34.59 | 31.37 | 28.62 |
| 315.0 | 42.66 | 42.49 | 41.90 | 40.97 | 39.44 | 36.87 | 33.71 | 30.20 | 27.68 |
| 360.0 | 42.25 | 42.08 | 41.96 | 40.91 | 39.74 | 38.10 | 34.70 | 31.66 | 29.44 |
| C/γ(°) | 63.0 | 64.0 | 65.0 | 66.0 | 67.0 | 68.0 | 69.0 | 70.0 | 71.0 |
| 0.0 | 26.86 | 23.17 | 20.78 | 18.79 | 17.44 | 16.44 | 15.86 | 15.33 | 14.92 |
| 45.0 | 28.79 | 26.04 | 23.17 | 20.07 | 18.14 | 16.80 | 15.98 | 15.45 | 14.92 |
| 90.0 | 25.16 | 21.42 | 19.08 | 17.15 | 16.39 | 15.80 | 15.27 | 14.86 | 14.57 |
| 135.0 | 25.52 | 21.95 | 19.14 | 17.56 | 16.50 | 15.98 | 15.39 | 14.98 | 14.63 |
| 180.0 | 22.00 | 19.49 | 17.79 | 16.50 | 15.68 | 15.22 | 14.81 | 14.40 | 14.10 |
| 225.0 | 20.72 | 18.32 | 16.91 | 16.21 | 15.68 | 15.16 | 14.81 | 14.51 | 14.22 |
| 270.0 | 25.63 | 22.12 | 19.43 | 17.67 | 16.44 | 15.92 | 15.45 | 14.92 | 14.63 |
| 315.0 | 24.46 | 21.54 | 18.90 | 17.44 | 16.56 | 15.86 | 15.39 | 14.98 | 14.51 |
| 360.0 | 26.86 | 23.17 | 20.78 | 18.79 | 17.44 | 16.44 | 15.86 | 15.33 | 14.92 |
| C/γ(°) | 72.0 | 73.0 | 74.0 | 75.0 | 76.0 | 77.0 | 78.0 | 79.0 | 80.0 |
| 0.0 | 14.63 | 14.22 | 13.93 | 13.69 | 13.40 | 13.17 | 12.93 | 12.70 | 12.29 |
| 45.0 | 14.57 | 14.28 | 13.99 | 13.69 | 13.46 | 13.28 | 13.05 | 12.76 | 12.52 |
| 90.0 | 14.28 | 13.93 | 13.69 | 13.52 | 13.23 | 12.99 | 12.82 | 12.58 | 12.23 |
| 135.0 | 14.34 | 14.10 | 13.75 | 13.58 | 13.28 | 13.11 | 12.87 | 12.64 | 12.35 |
| 180.0 | 13.87 | 13.58 | 13.34 | 13.17 | 12.93 | 12.82 | 12.58 | 12.29 | 12.06 |
| 225.0 | 13.93 | 13.69 | 13.46 | 13.28 | 12.99 | 12.76 | 12.47 | 12.17 | 11.94 |
| 270.0 | 14.34 | 14.05 | 13.75 | 13.58 | 13.40 | 13.17 | 12.87 | 12.64 | 12.35 |
| 315.0 | 14.22 | 13.99 | 13.69 | 13.46 | 13.23 | 12.99 | 12.70 | 12.47 | 12.17 |
| 360.0 | 14.63 | 14.22 | 13.93 | 13.69 | 13.40 | 13.17 | 12.93 | 12.70 | 12.29 |
| C/γ(°) | 81.0 | 82.0 | 83.0 | 84.0 | 85.0 | 86.0 | 87.0 | 88.0 | 89.0 |
| 0.0 | 12.06 | 11.76 | 11.47 | 11.24 | 11.00 | 10.83 | 10.65 | 10.48 | 10.30 |
| 45.0 | 12.29 | 12.00 | 11.70 | 11.41 | 11.12 | 10.89 | 10.71 | 10.59 | 10.36 |
| 90.0 | 11.94 | 11.70 | 11.41 | 11.18 | 10.94 | 10.71 | 10.59 | 10.42 | 10.24 |
| 135.0 | 12.06 | 11.76 | 11.47 | 11.18 | 10.94 | 10.77 | 10.48 | 10.36 | 10.24 |
| 180.0 | 11.76 | 11.47 | 11.18 | 11.06 | 10.83 | 10.59 | 10.42 | 10.24 | 10.18 |
| 225.0 | 11.59 | 11.35 | 11.12 | 10.89 | 10.71 | 10.48 | 10.30 | 10.18 | 10.18 |
| 270.0 | 12.06 | 11.76 | 11.41 | 11.18 | 10.89 | 10.71 | 10.53 | 10.36 | 10.24 |
| 315.0 | 11.82 | 11.53 | 11.29 | 11.00 | 10.77 | 10.59 | 10.48 | 10.30 | 10.18 |
| 360.0 | 12.06 | 11.76 | 11.47 | 11.24 | 11.00 | 10.83 | 10.65 | 10.48 | 10.30 |

Intensity data(cd)

| | |
|-----------------|-------|
| C/ γ (°) | 90.0 |
| 0.0 | 10.30 |
| 45.0 | 10.30 |
| 90.0 | 10.18 |
| 135.0 | 10.18 |
| 180.0 | 10.18 |
| 225.0 | 10.18 |
| 270.0 | 10.18 |
| 315.0 | 10.18 |
| 360.0 | 10.30 |